

ASSEMBLY / INSTALLATION INSTRUCTIONS

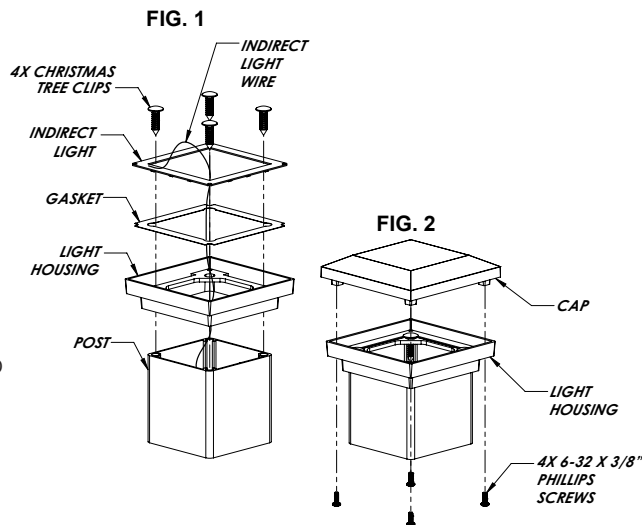
3" LED POST CAP INDIRECT LIGHT

P/N: LE045311

TOOLS NEEDED:

Phillips Head Screwdriver

1. INSTALL **GASKET** INTO **LIGHT HOUSING**, THEN INSTALL **INDIRECT LIGHT** (L.E.D.S DOWN). ENSURE **INDIRECT LIGHT WIRE** FEEDS DOWN THROUGH **POST**. SEE FIG. 1.
2. ATTACH **LIGHT HOUSING** ONTO **POST** AND SECURE USING **4X CHRISTMAS TREE CLIPS**. TWO CLIP SIZES MAY BE PROVIDED – USE THE SIZE TO BEST FIT HOLES IN POST. SEE FIG. 1.
3. CONNECT **LIGHT WIRE** TO LEAD WIRE WITH UR CONNECTORS.
4. PLACE **CAP** ONTO **LIGHT HOUSING** AND SECURE USING **4X 6-32 X 3/8" LONG PHILLIPS SCREWS**. SEE FIG. 2.



8/24 - Version 1.2

ASSEMBLY / INSTALLATION INSTRUCTIONS

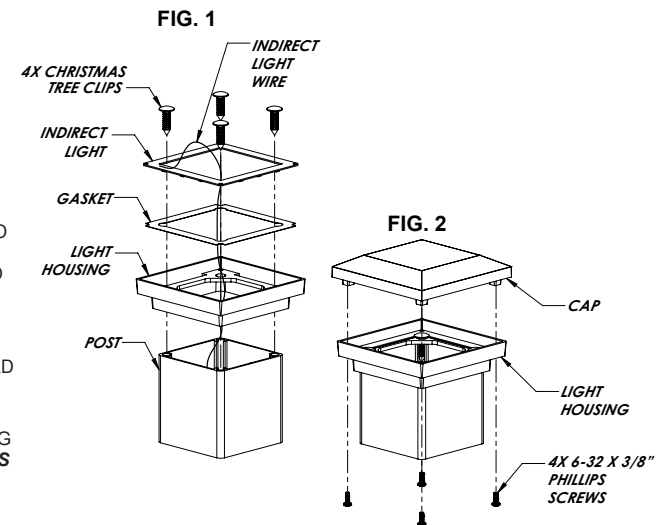
3" LED POST CAP INDIRECT LIGHT

P/N: LE045311

TOOLS NEEDED:

Phillips Head Screwdriver

1. INSTALL **GASKET** INTO **LIGHT HOUSING**, THEN INSTALL **INDIRECT LIGHT** (L.E.D.S DOWN). ENSURE **INDIRECT LIGHT WIRE** FEEDS DOWN THROUGH **POST**. SEE FIG. 1.
2. ATTACH **LIGHT HOUSING** ONTO **POST** AND SECURE USING **4X CHRISTMAS TREE CLIPS**. TWO CLIP SIZES MAY BE PROVIDED – USE THE SIZE TO BEST FIT HOLES IN POST. SEE FIG. 1.
3. CONNECT **LIGHT WIRE** TO LEAD WIRE WITH UR CONNECTORS.
4. PLACE **CAP** ONTO **LIGHT HOUSING** AND SECURE USING **4X 6-32 X 3/8" LONG PHILLIPS SCREWS**. SEE FIG. 2.



8/24 - Version 1.2

ASSEMBLY / INSTALLATION INSTRUCTIONS

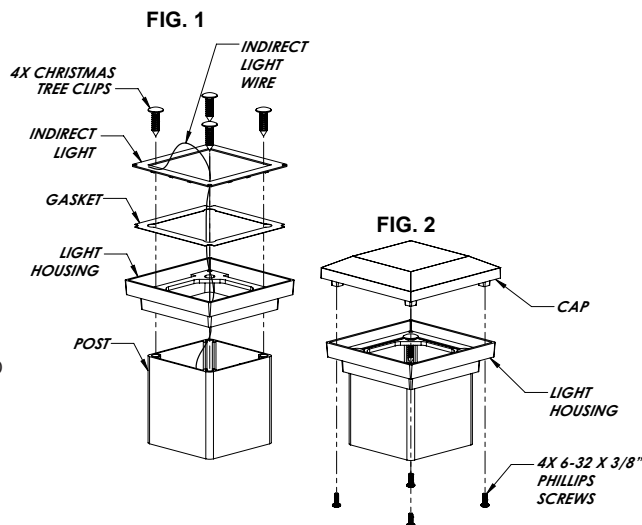
3" LED POST CAP INDIRECT LIGHT

P/N: LE045311

TOOLS NEEDED:

Phillips Head Screwdriver

1. INSTALL **GASKET** INTO **LIGHT HOUSING**, THEN INSTALL **INDIRECT LIGHT** (L.E.D.S DOWN). ENSURE **INDIRECT LIGHT WIRE** FEEDS DOWN THROUGH **POST**. SEE FIG. 1.
2. ATTACH **LIGHT HOUSING** ONTO **POST** AND SECURE USING **4X CHRISTMAS TREE CLIPS**. TWO CLIP SIZES MAY BE PROVIDED – USE THE SIZE TO BEST FIT HOLES IN POST. SEE FIG. 1.
3. CONNECT **LIGHT WIRE** TO LEAD WIRE WITH UR CONNECTORS.
4. PLACE **CAP** ONTO **LIGHT HOUSING** AND SECURE USING **4X 6-32 X 3/8" LONG PHILLIPS SCREWS**. SEE FIG. 2.



8/24 - Version 1.2

ASSEMBLY / INSTALLATION INSTRUCTIONS

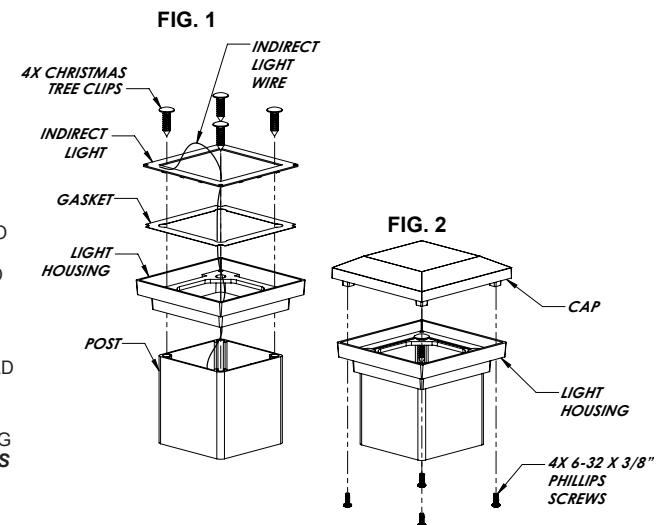
3" LED POST CAP INDIRECT LIGHT

P/N: LE045311

TOOLS NEEDED:

Phillips Head Screwdriver

1. INSTALL **GASKET** INTO **LIGHT HOUSING**, THEN INSTALL **INDIRECT LIGHT** (L.E.D.S DOWN). ENSURE **INDIRECT LIGHT WIRE** FEEDS DOWN THROUGH **POST**. SEE FIG. 1.
2. ATTACH **LIGHT HOUSING** ONTO **POST** AND SECURE USING **4X CHRISTMAS TREE CLIPS**. TWO CLIP SIZES MAY BE PROVIDED – USE THE SIZE TO BEST FIT HOLES IN POST. SEE FIG. 1.
3. CONNECT **LIGHT WIRE** TO LEAD WIRE WITH UR CONNECTORS.
4. PLACE **CAP** ONTO **LIGHT HOUSING** AND SECURE USING **4X 6-32 X 3/8" LONG PHILLIPS SCREWS**. SEE FIG. 2.



8/24 - Version 1.2